

# AS-07

Antenna Set 30 MHz to 6 GHz



## Main Features

- 30 MHz to 6 GHz frequency range
- Excellent antenna factor
- Tripod adapter for easy vertical-horizontal polarization change
- Individual calibration
- Robust, rustproof aluminium construction
- Lightweight

AS-07 is a compact broadband antenna set composed of a BL-01 Bi-Conical Log-periodic Dipole Array designed for radiated emissions and immunity testing that can be used in conjunction with any receiver or spectrum analyzer.

Its ideal companion is the EMI Receiver Unit 9060, which can be easily mounted on the antenna mast.\*


\*The direct connection between antenna and PMM receiver eliminates additional sources of uncertainties due to coaxial cable attenuation and scattering. For further information please consult our brochure "Fully CISPR-Compliant Digital EMC/EMI receivers 10 Hz to 18 GHz".

# AS-07

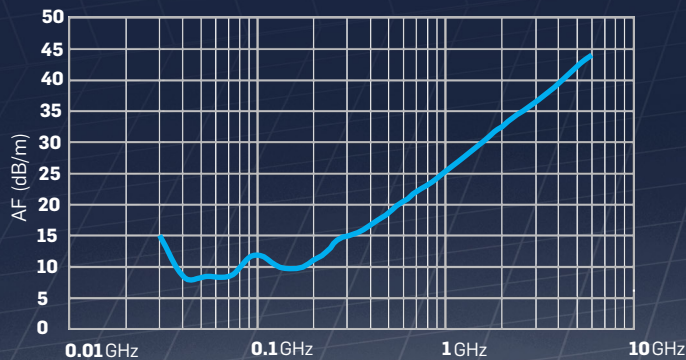
Antenna set 30 MHz to 6 GHz

## SPECIFICATIONS

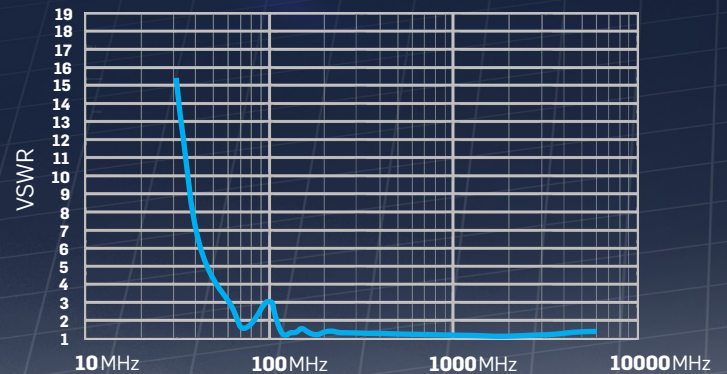
Frequency range	30 MHz to 6 GHz
Impedance	50 $\Omega$ nominal
Gain	-9 to +5 dBi typical
Antenna factor	8 to 45 dB/m typical
VSWR	
30 MHz	< 16:1 typical
60 to 120 MHz	< 4:1 typical
120 to 170 MHz	< 2:1 typical
170 MHz to 6 GHz	< 1.5:1 typical
Construction	Aluminium
Max input power	100 W @ 1 GHz 50 W @ 6 GHz
Connector	N female
Dimensions (L x H x W)	145 x 61 x 157 cm
Weight	5,5 kg
Colour	RAL 7035



BL-01 and tripod



BL-01 - Antenna Factor



BL-01 - VSWR

## Ordering information:

**AS-07 antenna set** 30 MHz to 6 GHz with individual calibration reports.

**AS-07/TC antenna set** 30 MHz to 6 GHz with typical calibration reports.

Includes: BL-01 Bi-Conical Log-periodic antenna, TR01 wooden column tripod, antenna mounting adapter to change polarization, 5 meter/6 GHz/N(m)-N(m) RF cable, soft carrying case, user's manual, calibration reports\*

\*Individual calibration reports are provided with AS-07

AS-07/TC does not include individual calibration but typical antenna factor reports

## Optional accessories:

**Additional TR-01 set**

Includes: TR01 60-180 cm wooden column extendable tripod, antenna mounting adapter to change polarization, soft carrying case  
Additional 5 meter/6 GHz/N(m)-N(m) **RF cable**  
Antenna Mounting kit **AMK-02**

## Related products and services

### Receivers

- 7010/01: EMI Receiver 9 kHz to 1 GHz
- 7010/03: EMI Receiver 9 kHz to 3 GHz
- ER8000/00 EMI Receiver 9 kHz to 30 MHz
- ER8000/01 EMI Receiver 9 kHz to 3 GHz
- ER9000/00 EMI Receiver 10 Hz to 30 MHz
- ER9000/01 EMI Receiver 10 Hz to 3 GHz
- 9010F: EMI Receiver 10 Hz to 30 MHz
- 9010/03P: EMI Receiver 10 Hz to 300 MHz
- 9010/30P: EMI Receiver 10 Hz to 3 GHz
- 9010/60P: EMI Receiver 10 Hz to 6 GHz
- 9030: EMI Receiver 30 MHz to 3 GHz
- 9060: EMI Receiver 30 MHz to 6 GHz
- FR-4003: Field Receiver 9 KHz to 30 MHz

### Antennas

- BC-01: Biconical Antenna 30 to 200 MHz
- DR-01: Double-ridged Horn Antenna 6 to 18 GHz
- LP-02: Log Periodic Antenna 200 MHz to 3 GHz
- LP-03: Log Periodic Antenna 800 MHz to 6 GHz
- LP-04: Log Periodic Antenna 200 MHz to 6 GHz
- TR-01: Antenna Tripod
- VDH-01: Van der Hoofden Test Head 20 kHz to 10 MHz
- Antenna Set AS-02 (BC01+LP02+TR01)
- Antenna Set AS-03 (BC01+LP02+LP03+TR01)
- Antenna Set AS-04 (BC01+LP04+TR01)
- Antenna Set AS-05 (BC01+LP04+DR01+TR01)
- Antenna Set AS-06 (BC01+LP02+LP03+DR01+TR01)
- Antenna Set AS-08 (BL01+DR01+TR01)
- RA-01: Rod Antenna 9 kHz to 30 MHz
- RA-01-HV: Rod Antenna 150 kHz to 30 MHz
- RA-01-MIL: Rod Antenna 9 kHz to 30 MHz

### Calibration services

- Ansi 63.5 Antenna Factor
- SAE ARP 958-D
- Free-Space Antenna Factor



L3HARRIS

narda   
Safety Test Solutions

**Sales:**  
Via Rimini, 22  
20142 Milano - ITALY  
Phone: +39 02 581881  
Fax: +39 02 58188273

E-Mail: [nardait.support@L3Harris.com](mailto:nardait.support@L3Harris.com)  
Internet: [www.narda-sts.it](http://www.narda-sts.it)

**Headquarters:**  
Via Benessea, 29/B  
17035 Cisano sul Neva (SV) - ITALY  
Phone: +39 0182 58641  
Fax: +39 0182 586400